

The Brickform 40 Standard Colors are available in Color Hardener, Antique Release, Antique-It, Cem-Coat, FreestylePro, Overlay Liquid Colorant, and Tinta' Seal.

ACCENT COLORS

 320 Golden Sandstone	 1080 Adobe Bluff	 1070 Sandy Bluff	 325 Sandstone	 350 Desert Tan
 1030 Ash White	 250 Oyster White	 1090 Sun Bluff	 1010 Smokey Beige	 300 Nutmeg
 625 Dover Blue	 615 Stone Gray	 600 Light Gray	 200 Medium Gray	 100 Dark Gray
 815 French Gray	 1040 Weathered Sage	 1045 Shadow Slate	 825 Slate Green	 650 Smokey Blue
 330 Coconut	 735 Cappuccino	 310 Cream Beige	 1035 Summer Beige	 1055 Pecos Sand
 1020 Antique Rose	 1050 Antique Cork	 700 Terra Cotta	 425 Autumn Brown	 1015 Blush Beige


























STOCK BASE COLORS



OLORFLO LIQUID PIGMENT

Color Cards

These swatches represent shades of Integral Colors based on medium tone gray Type I-II Portland cement with 4" slump. Use this chart as a guideline only. The colors may not exactly represent the final color. Shade variation of cement and aggregate, plus variations in the volume of water, the addition of admixtures, and other additives may have an effect on the design mix and final color. We recommend that a test slab be prepared and approved prior to the start of the job.

 413 Colony Red 25 LB PER 4 YARDS	 413 Clay 25 LB PER 2 YARDS	 413 Fox Red 25 LB PER 2 YARDS	 413 Terra Cotta 25 LB PER YARD	 417 Rose 25 LB PER 4 YARDS
 417 Brick Red 25 LB PER 2 YARDS	 417 Paver Red 25 LB PER 2 YARDS	 417 Apple Red 25 LB PER YARD	 489 Dusty Rose 25 LB PER 4 YARDS	 489 Light Plum 25 LB PER 2 YARDS
 489 Redwood 25 LB PER 2 YARDS	 489 Dark Redwood 25 LB PER YARD	 288 Rosemary 25 LB PER 4 YARDS	 288 Ginger 25 LB PER 2 YARDS	 288 Bamboo 25 LB PER 2 YARDS
 750 Straw 25 LB PER YARD	 750 Desert Tan 25 LB PER 4 YARDS	 750 Salmon 25 LB PER 2 YARDS	 750 Prairie Tan 25 LB PER YARD	 750 Peach 25 LB PER YARD
 775 Sand 25 LB PER 4 YARDS	 775 Cedar 25 LB PER 2 YARDS	 775 Camel 25 LB PER 2 YARDS	 775 Sedona 25 LB PER YARD	 757 Buckwheat 25 LB PER 2 YARDS

In Stock



17 Pecan SRI 41



757 Antique Gold SRI 41



757 Old Gold



755 Trail Dust
25 LB PER 4 YARDS



755 Driftwood SRI 41
25 LB PER 2 YARDS



15 Spice SRI 41



755 Apricot
25 LB PER YARD




306 Canvas SRI 37
25 LB PER 4 YARDS

In Stock



306 Toffee SRI 29
25 LB PER 2 YARDS



306 Burlap SRI 29



16 Cinnamon
1 LB PER YARD



238 Thyme SRI 44
25 LB PER 4 YARDS



238 Doeskin SRI 25
25 LB PER 2 YARDS



238 Buttercup SRI 44



238 Marigold
25 LB PER YARD



18 Earthen
1 LB PER 4 YARDS



338 Rawhide SRI 25
25 LB PER 2 YARDS



338 Buckskin SRI 24



338 Leather
25 LB PER YARD



385 Taupe SRI 29
25 LB PER 4 YARDS



15 Lava SRI 23
1 LB PER 2 YARDS



385 Buffalo SRI 20



385 Bark SRI 16
25 LB PER YARD



242 Sandstone SRI 36
25 LB PER 4 YARDS



242 Sahara SRI 46
25 LB PER 2 YARDS



12 Sandalwood SRI 24



242 Nutmeg
25 LB PER YARD



492 Mauve



492 Merlot



492 Lilac



17 Ash



467 Oyster SRI 15



467 Orchid SRI 13



467 Rustique



492 Garnet



In stock

10 Slate SRI 22
1 LB PER 4 YARDS

920 Smoke
25 LB PER 2 YARDS

920 Charcoal

920 Onyx
25 LB PER YARD

600 White